


# Paintboard



# Paintboard

Il colore e la luce nella Paintboard giocano con i rilievi della superficie conferendo movimento e profondità.

L'idea che ha portato a sviluppare la collezione Paintboard è stata quella di proporre una gamma di colori estremamente intensi e lucidi su una superficie segnata da linee orizzontali irregolari, quasi ad ottenere l'effetto di assi di legno antico laccate.

Il prodotto e la varietà degli schemi di posa conferiscono alle realizzazioni un aspetto fresco e contemporaneo.


In Paintboard collection colour and light play with the reliefs of the surface, giving movement and depth.

The idea that led to the development of the Paintboard collection was to propose a range of extremely intense and shiny colours on a surface marked by irregular horizontal lines, almost obtaining the effect of lacquered antique wooden planks.

The product and the variety of laying patterns give the creations a fresh and contemporary look.

# Paintboard

1 formato/size



10x40 4"x16"

Tecnologia/Technology

Gres smaltato Cat. BIIa/Glazed Single-fired Tiles Cat. BIIa

14 colori/colours



Paintboard 1  
Rosso PAI40RO  
10x40 4"x16"







Paintboard 1  
Verde PA140VE  
10x40 4"x16"

Paintboard 1  
Verde PAI40VE  
10x40 4"x16"





---

Paintboard 1  
Celeste PAI40CE  
10x40 4"x16"







Bianco



**PAI40BI**  
10x40 4"x16"



Grigio



**PAI40GR**  
10x40 4"x16"



Acquamarina



**PAI40AC**  
10x40 4"x16"



Ottanio



**PAI40OT**  
10x40 4"x16"



Avorio



**PAI40AV**  
10x40 4"x16"



Beige



**PAI40BE**  
10x40 4"x16"




Salvia




**PAI40SA**  
10x40 4"x16"



Bottiglia




**PAI40BO**  
10x40 4"x16"



**PAI40CE**  
10x40 4"x16"



**PAI40TU**  
10x40 4"x16"



**PAI40BL**  
10x40 4"x16"



**PAI40VE**  
10x40 4"x16"



**PAI40GI**  
10x40 4"x16"



**PAI40RO**  
10x40 4"x16"

**Pezzi Speciali/Special Trims**

**Terminale**



Terminale  
4x40 1.6"x16"

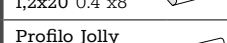
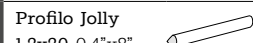
**Matita**



Matita  
1,5x40 0.6"x16"

Sguscio Matita  
1,5x1,5 0.6"x0.6"

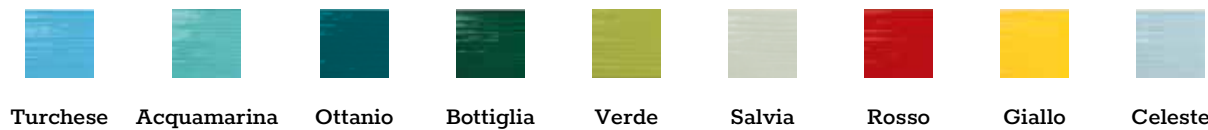
**Profilo Jolly**



Ang. Profilo Jolly



Bianco Avorio Grigio Beige Blu



Turchese Acquamarina Ottanio Bottiglia Verde Salvia Rosso Giallo Celeste

TER/PAI.BI TER/PAI.AV TER/PAI.GR TER/PAI.BE TER/PAI.BL

SGT/PAI.BI SGT/PAI.AV SGT/PAI.GR SGT/PAI.BE SGT/PAI.BL

AST/PAI.BI AST/PAI.AV AST/PAI.GR AST/PAI.BE AST/PAI.BL

MAT/PAI.BI MAT/PAI.AV MAT/PAI.GR MAT/PAI.BE MAT/PAI.BL

SGM/PAI.BI SGM/PAI.AV SGM/PAI.GR SGM/PAI.BE SGM/PAI.BL

Profilo jolly a richiesta su tutti i colori della gamma  
Mitered profile on request on all the colours of the range

Profilo jolly a richiesta su tutti i colori della gamma  
Mitered profile on request on all the colours of the range

Profilo jolly a richiesta su tutti i colori della gamma  
Mitered profile on request on all the colours of the range

Angolo Profilo jolly a richiesta su tutti i colori della gamma  
Mitered angle profile on request on all the colours of the range

TER/PAI.TU TER/PAI.AC TER/PAI.OT TER/PAI.BO TER/PAI.VE TER/PAI.SA TER/PAI.RO TER/PAI.GI TER/PAI.CE

SGT/PAI.TU SGT/PAI.AC SGT/PAI.OT SGT/PAI.BO SGT/PAI.VE SGT/PAI.SA SGT/PAI.RO SGT/PAI.GI SGT/PAI.CE

AST/PAI.TU AST/PAI.AC AST/PAI.OT AST/PAI.BO AST/PAI.VE AST/PAI.SA AST/PAI.RO AST/PAI.GI AST/PAI.CE

MAT/PAI.TU MAT/PAI.AC MAT/PAI.OT MAT/PAI.BO MAT/PAI.VE MAT/PAI.SA MAT/PAI.RO MAT/PAI.GI MAT/PAI.CE

SGM/PAI.TU SGM/PAI.AC SGM/PAI.OT SGM/PAI.BO SGM/PAI.VE SGM/PAI.SA SGM/PAI.RO SGM/PAI.GI SGM/PAI.CE

**Imballaggi/Packaging**

Formato Size	Spessore/mm Thickness/mm	Pezzi/Scatola Pieces/Box	m <sup>2</sup> /Scatola Sq.Mt/Box	Scatole/Pallet Box/Pallet	m <sup>2</sup> /Pallet Sq.Mt/Pallet	kg/m <sup>2</sup> Kg/Sq.Mt
10x40 4"x16"	9	24	0,96	80	76,80	17,10

**Caratteristiche/Features**

La serie "Paintboard" è prodotta in gres smaltato e appartiene al Gruppo BIIa (norma UNI EN 14411) della normativa europea vigente. Inoltre le piastrelle rispondono ai requisiti imposti dal marchio CE.

"Paintboard" collection is made of glazed single-fired tiles and belongs to the BIIa group (Rule EN 14411). Moreover these tiles fulfil the necessary qualifications requested by the CE brand.



via A. Costa 4/8  
40019 Sant'Agata Bolognese (BO) ITALY  
telefono +39 051 957 253  
fax +39 051 957 650  
info@tonalite.it  
www.tonalite.it